

Photovoltaic Module Solet M60.6-W(B)F-300/330

Monocrystalline module family

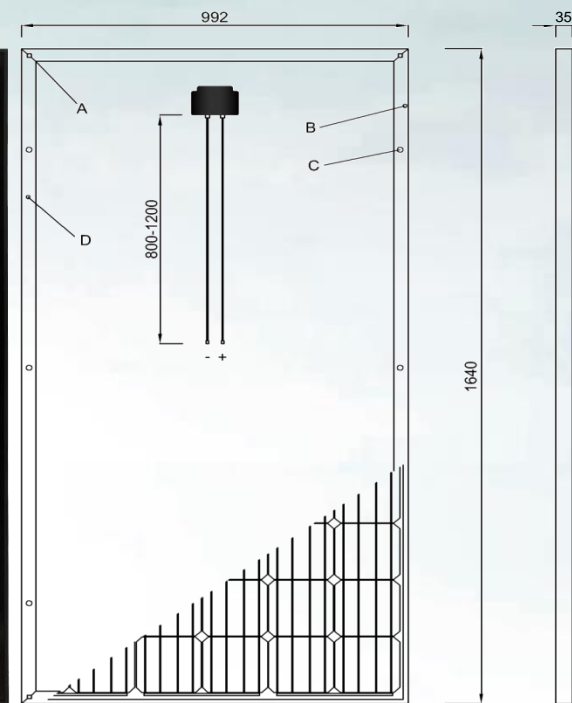

Electrical Parameters

Type	Solet M60.6–300	Solet M60.6–310	Solet M60.6–325*	Solet M60.6–330*
Maximum Power* (PMPP)	300.1 – 305.0 Wp	310.1 – 315.0 Wp	325.1 – 330.0 Wp	330.1 – 335.0 Wp
Rated Voltage (UMPP)	32,25 V	32,50 V	33,46 V	33,73 V
Rated Current (IMPP)	9,30 A	9,37 A	9,72 A	9,79 A
Open Circuit Voltage (UOC)	39,54 V	39,60 V	41,10 V	41,30 V
Short Circuit Current (ISC)	9,90 A	9,93 A	10,20 A	10,27 A
Power tolerance	0+5Wp	0+5Wp	0+5Wp	0+5Wp
Efficiency, %	18,44	19,05	19,48	19,78

* Irradiance 1000 W/m², module temperature 25°C, spectrum at air-mass AM 1.5

Specifications

Cell size	156.75x156.75mm, *158,75x158,75mm
Number of cells	6 x 10
Front side glass	3,2 mm hardened solar glass
Weight	18,2 kg, *18,3 kg
Dimensions (LxWxH)	1640x992x35mm, *1665x1002x35mm
J-box	Plastic, IP67, ventilated
Cable length	1,0 m
Cable cross section size	4 mm ²
Number of diodes	3
Plug-in connection	MC4 or equivalent
Frame	Anodized Al (silver/black)
Packing configuration	30 pcs./pallet



A: Drainage; B: Ventilation;
C: Mounting holes; D: Earthing

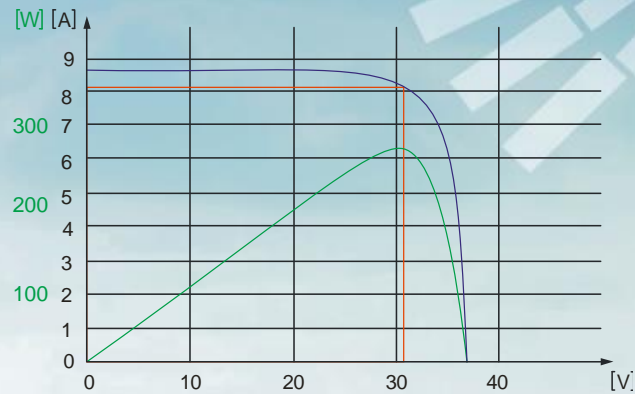
Photovoltaic Module Solet M60.6-W(B)F-300/330

Working Conditions

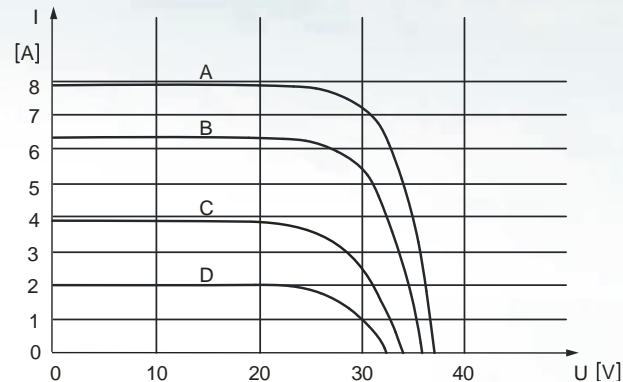
Maximum System Voltage	DC 1000V (TUV)
Operating temperature	-40°C / +85°C
Maximum reverse current	15 A
Max. wind load/max. snow load	2400 Pa / 5400 Pa
IP protection level	67
Safety class	II

Temperature Coefficients

Voltage temperature coefficient (β)	-0,31 %/K
Current temperature coefficient (α)	+0,04 %/K
Power temperature coefficient (δ)	-0,41 %/K



Characteristics



A: 1000 W / m² |
 B: 800 W / m² |
 C: 600 W / m² |
 D: 450 W / m² |
 E: 200 W / m²

Module guarantee

Module performance guarantee



12 years



90 % max output



80 % max output



Zirmunu str. 139, LI-09120, Vilnius, Lithuania

Tel. +370 (5) 2 363 680, Fax. +370 (5)

2 363 690

www.solet.lt